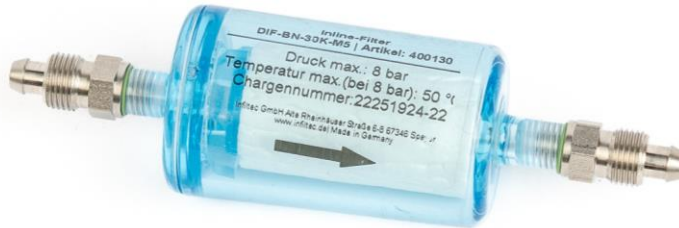


INLINE Safety Filter



Overview



Inline Filter

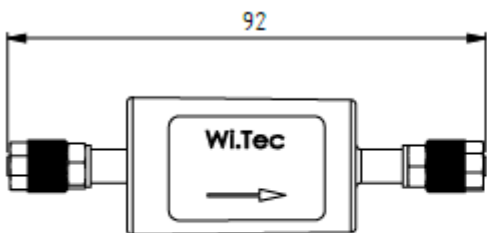
Applications

- > Gas Analyzer Equipment
- > Safety filter after gas treatment

Features & Benefits

- > Low pressure drop 0-2l/min
- > gas connections for 4/6mm hose
- > block particles > 0,1um up to 99,9998%
- > Mounting kit available separately

Dimensions



INLINE Filter

Technical Data

General features

Dimensions [D x L] mm 26,4 x 92 straight 26,4 x 84 angled

Weight

Tube connector

4/6mm tube

Flowrate

0 – 4 l/ min

Application

Safety filter

Housing Volume

110 cm³

Medium contact materials

Polyamid (Housing)

Stainless steel (Connector)

FKM (O-Ring)

Expected operating life

Depends on gas contamination

Pressure drop [mbar] @ 1l/min

< 6mbar

Climatic conditions

Operating temperature

-5°C - 60°C

Storage temperature

-20°C - 110°C

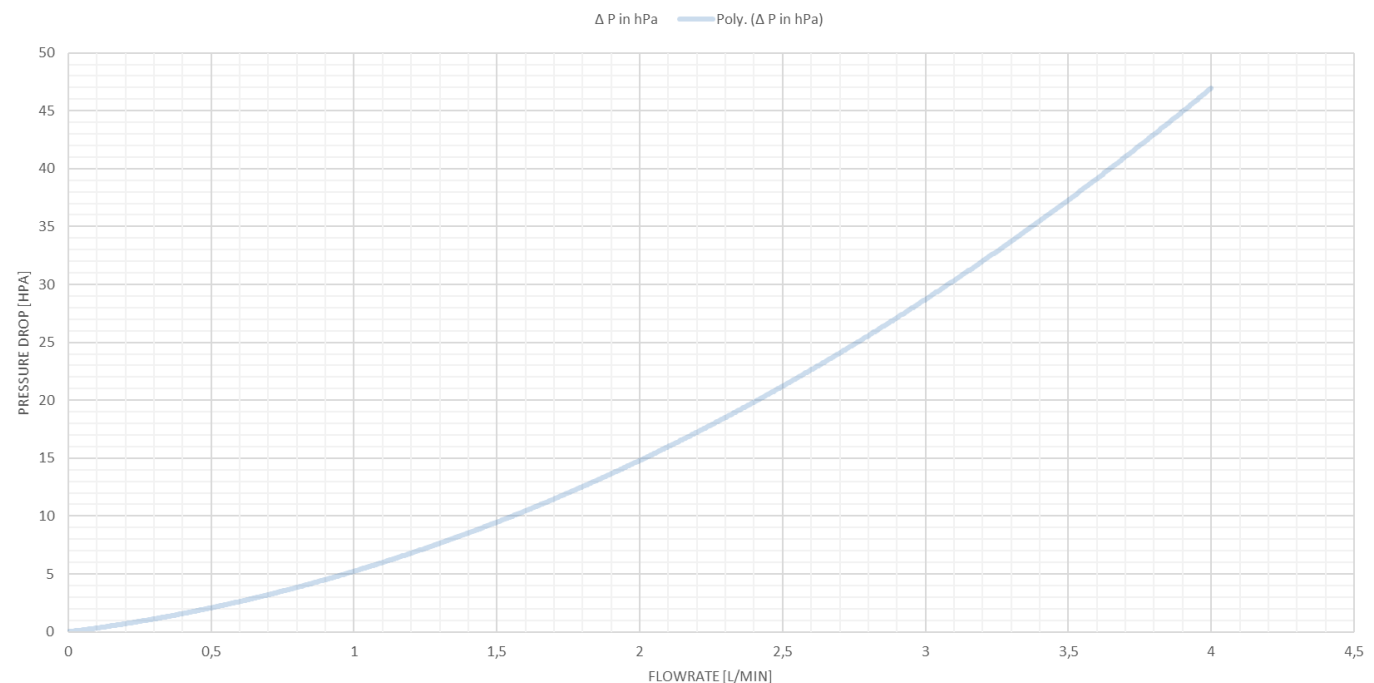
Max. pressure

8 bar

Ambient humidity

0 – 95% rel. humidity (not condensing)

pressure drop with Inline filter 0,1 µm



Subject to change without notice. // 2022-02 Rev.03



The Gas Measurement Company

'Cause it makes .sens

Schepersweg 41 · 46485 Wesel · Germany 📞 +49-281-206578-20 ✉ info@witec-sensorik.de 🌐 www.witec-sensorik.de